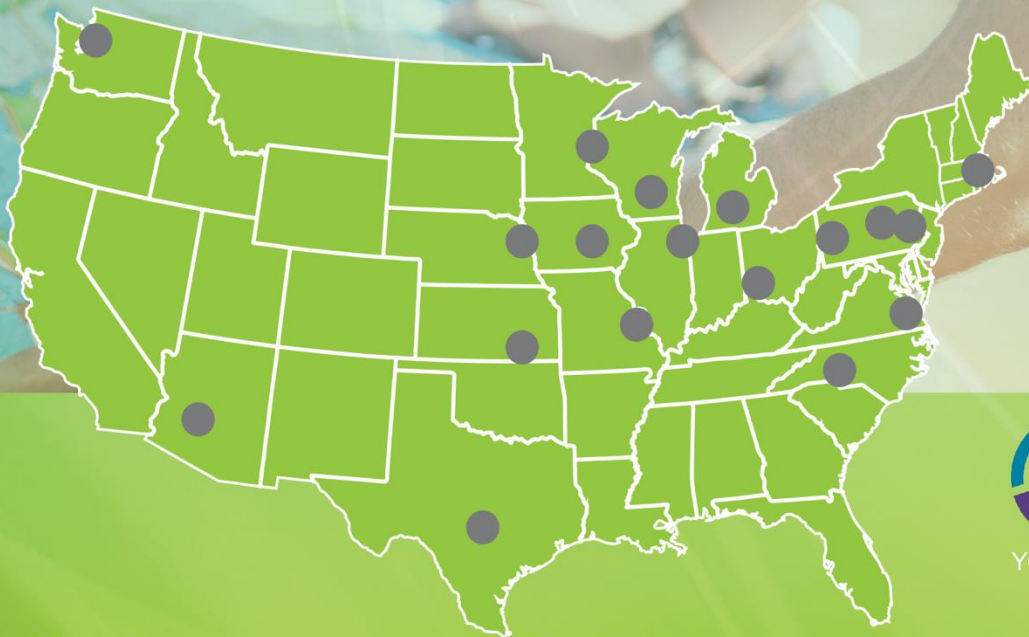


2017 QUAKE LEADER'S GUIDE

#iamfound



QUAKE
YOUTH ENCOUNTERING THE GOSPEL



VISIT
QuakeEvents.com



CALL
800.955.5433



EMAIL
Quake@LifePromotions.com



LIKE
Facebook.com/YouthQuakes



FOLLOW
Twitter.com/QuakeEvents



FOLLOW
Instagram.com/QuakeEvents



2017 LEADER'S GUIDE

We are pleased that you have decided to participate in this Quake. You can look forward to a weekend filled with friendship, learning, worship, faith growth, service and fun as we grow together in relationship with our Lord Jesus Christ and with each other. We thank and praise God for the opportunity He has given each of us to be a part of this gathering of His children! This guide is designed to help your group have an amazing Quake experience and to help you, as the group leader, be as prepared as possible! It contains valuable information that will explain all the great things that go into the Quake weekend. The sections are listed below.

Contents

TIPS FOR A SUCCESSFUL QUAKE	3
PRE-QUAKE BIBLE STUDY	12
POST-QUAKE BIBLE STUDY	18
JUNIOR GUIDE PRE-QUAKE BIBLE STUDY	24
SAMPLE SCHEDULE	31
FAMILY TIME GUIDES	32
OMEGA FAMILY TIME GUIDE	32
ALPHA FAMILY TIME GUIDE	39
REFLECTION & WRAP UP	47



"Rejoice with me; I have
found my lost sheep."
Luke 15:6b



TIPS FOR A SUCCESSFUL QUAKE



"Rejoice with me; I have found my lost sheep."

Contents

WHAT TO DO TO PREPARE	4
COVENANTS	6
WHAT TO EXPECT AT QUAKE	7
WHAT IS EXPECTED OF YOU AT QUAKE	9
OTHER HELPFUL INFORMATION	10
WHAT TO DO AFTER QUAKE	11

WHAT TO DO TO PREPARE

Pray

Promote Quake!

In order to help you advertise Quake to your youth, parents and congregation, we have created promotional materials, including a Quake specific poster, Crazy Dress Night and Global Offering information, and ready-made tweets and social media posts to be used, if desired, that can be downloaded in the Media Kit on your specific Quake's webpage.

Choose Your Adult Leaders

Quake encourages churches to choose adult leaders over the age of 21 whenever possible. Quake strongly recommends that churches background check all adult leaders accompanying their group. For more information on background checks, contact your church's insurance company.

Select Your Junior Guides

Junior guides are high school students (grades 10–12) who come to Quake to serve as positive mentors for the youth and support for their adult leaders. Junior guides are not substitutes for adult leaders. Junior guides attend specific training sessions where they build relationships with one another, grow in their leadership skills and have special opportunities to participate in leadership roles (both on stage and off) during the weekend. The fee for a junior guide to attend Quake is the same as all other participants. The junior guide program provides a valuable youth ministry experience for the high school students. Because of the role junior guides play during the weekend, it is important that you choose students who will take this role seriously. We further encourage you to allow them to take on leadership roles, such as leading Family Time with your group. We have also created a Junior Guide Pre-Quake Bible Study for you to lead in partnership with your junior guides to help prepare them for Quake. It is included in this Leader's Guide.

Let Quake Know if You Have Any Special Needs

If you have youth or adults with special needs, such as a handicap accessible room, please email the Quake Director prior to registering for Quake and we will do our best to accommodate you. After you have contacted Quake (at least one month prior to the event), please indicate your special need in the "special requests" section of your registration.

Print Your Welcome Packet

Print items you will use at Quake, such as Family Time Guides. We will also have extra copies on-site.

Do the Pre-Quake Bible Study with Your Group

The Pre-Quake Bible Study will help your group get excited for Quake and start thinking about the theme! There are two versions: Omega Study-a shorter discussion, and Alpha Study-a longer, more in-depth discussion. Choose the study that best fits the needs of your group. The Pre-Quake Bible Studies are included in this Leader's Guide.

Create a Group Covenant using the following steps as a guide:

Step One: Agree to follow Quake's Mandatory Covenant in the following section and on the Quake program.

Step Two: Create an additional covenant together with your group to address potential issues according to the policies of your church. Be sure to include Quake's Mandatory Covenant. This enables youth, junior guides and adult leaders to know what is expected of them at Quake and what the consequences will be if they choose to break the covenant. Have youth, junior guides, and adult leaders sign it. The signed covenant can be copied before you arrive and posted in each of the rooms during Quake as a reminder of the mutual agreements made. Included in the next section are suggestions to help you develop your covenant.

Clothing Guideline: To encourage modesty and create a Christ-focused environment, Life Promotions asks your group to agree on an appropriate dress code in your covenant. Inappropriate clothing items includes clothing with questionable messages, midriff shirts, skimpy bathing suits, etc.

Step Three: Create an Adult Covenant to clearly state the responsibilities of adult leader. Have all adult leaders sign the covenant before you leave and clearly post it at Quake.

Make a List of What to Pack and What to Leave at Home

(Please be sure to pass this information on to your youth and junior guides, as well).

Things to bring

- Bible
- Paper or journal and pen
- Appropriate clothing
- Appropriate swimsuit—if applicable (Please contact your specific hotel directly to find out if they have a pool).
- Money for meals, Global offering, and, if you want, extra spending money for CD's, t-shirts, etc.
- Bedding and towels if you are the 5th person in a room (with the exception of the Wisconsin Dells Quake events, February 10-12, 2017 and March 24-26, 2017, Concord, NC Quake, March 24-26, 2017, and the Centalia Quake, April 28-30, 2017, where 5 people in a room is capacity. Bedding is provided for the 5th person at these events ONLY).
- YOUR POSITIVE ATTITUDE, ENTHUSIASM, AND WILLINGNESS TO PARTICIPATE!

Things not to bring

- Valuables (for example, unnecessary electronics)
- Alcohol, drugs or weapons (pocket knives, matches, etc.)
- Inappropriate clothing (please see youth group covenant or ask your adult leader if you have questions)
- Negative attitude

COVENANTS

Quake's Mandatory Covenant

- In all we do at this youth event, we keep this in mind: God is present and we represent God and the Church to each other and the outside world.
- We agree that all those present with our group (adult leaders, junior guides and youth) are considered participants and agree to abide by this covenant.
- We agree to be part of all scheduled activities at the event in conjunction with our group leader(s).
- For our own safety, we will make sure that our group leader(s) knows where we are at all times. We will not leave the Quake hotel without our leader's permission. We will not leave our hotel rooms alone.
- We understand that illegal activity, including underage drinking, by event participants is prohibited both on and off site during the event. We also encourage adult leaders to follow the example of event hosts and abstain from consuming alcohol during the event.
- We agree that we will have at least one adult leader onsite with our group throughout the duration of the Quake.
- We will report any illness or personal emergency to our group leader. If we cannot find our group leader or need additional help, we will go to a Quake host or the front desk for assistance.
- We understand that if we break or damage anything at the hotel, we (not Life Promotions) are responsible for working with the hotel and fully paying for the repair.
- We agree to be quiet and inside our own rooms during the listed curfew times (unless we are with an adult leader and quiet).
- As Quake participants, we agree to have adult supervision while in hotel rooms when mixed genders are present.
- We agree to adhere to a dress code that is modest and appropriate. Should questions arise regarding modesty and appropriateness of dress, a Quake host will have the final say.
- We permit Life Promotions to take pictures and use them for promotional purposes.
- We agree not to do anything that would jeopardize the enjoyment or safety of others.
- We agree to abide by the guidelines stated above and to help one another keep this covenant.
- If we break the covenant, we accept the consequences decided by our group leader or Quake.
- We understand that Life Promotions reserves the right to refuse the opportunity to participate in Life Promotions programs to people whose behavior is dangerous or questionable.

Additional Covenant ideas (for you to create with your group)

- We understand that the following conduct is not tolerable and agree to handle it by the following consequences... (Ex. Property damage of any kind, throwing things out of windows, inappropriate language)
- We agree that the following clothing is not appropriate and will not be worn at the Quake:
- We commit ourselves to treat one another as follows:
- We plan to participate in the Quake activities in the following manner:

Suggested Adult Covenant

- We agree to uphold and enforce Quake's guidelines and the guidelines agreed upon by the group.
- We agree that we will have at least one adult leader onsite with our group throughout the duration of the event.
- We agree to be positive role models by participating with the youth in all the Quake activities.
- We agree to know where the individuals within our group are at all times.
- We understand that each adult leader is responsible for the conduct of the members within their group.
- We agree to support, uphold in prayer, and encourage the youth throughout the weekend.

WHAT TO EXPECT AT QUAKE

Prayer

The staff lift Quake up in prayer before, during, and after the weekend. We pray the youth encounter Christ in a real way and grow in their relationship with Him.

Check In

Arrive **ONLY** during the scheduled registration time (5:30-7:30pm Friday night). When you arrive at the Quake hotel, send only the main adult leader in to register with your registration receipt. If you have any participant substitutions, please have this information ready. Once your leader completes the on-site registration process, your group can drive to the closest door to unload into sleeping rooms.

Adult Leader's Meeting

Whether this is your first time to Quake or you've been coming for many years, we ask that an adult leader from your group attend the leader's meeting, which is listed on your Quake's schedule.

Celebrations

Celebrations are high energy, large group gatherings that include great Christian music, Christian based videos, a gospel-focused speaker, prayers, and Scripture. Each Celebration is related to a specific theme and is designed to weave a deeper understanding of the overall theme, **FOUND**.

Campfire

Campfire is a time of praise, worship, prayer and reflection at the end of each day. We ask that you sit with your group to keep the youth focused and respectful.

Family Time

Family Time is time for your group to share, reflect and pray. This is a very important spiritual time for group bonding. Adult leaders are responsible for facilitating this time, which normally takes place in your sleeping rooms, scheduled for Friday and Saturday nights and Sunday morning. We have provided Family Time curriculums (included in this Leader's Guide): Omega Guide- for lighter discussion, for groups who are younger in faith or perhaps don't know each other well and Alpha Guide- for more established youth groups and groups who are ready to delve deeper into faith discussions. Choose the guide which fits your group's needs best. If your group needs additional meeting space for Family Time, please indicate this on your registration in the special requests section.

The Sunday Morning Reflection in the Family Time Guides has two purposes. The first purpose is to provoke thoughtful discussion to help your group identify how they are growing in their faith. The second purpose is to help Quake understand your experience at Quake. Please turn in your completed Sunday Morning Reflection to the Info Booth on your way to Sunday morning Celebration.

Curfew

Curfew means curfew! We need all adult leaders to ensure that everyone is in their own rooms and quiet from the end of Family Time until curfew ends the following morning.

Workshops

Workshop Grids will be available to download on each Quake's webpage the week of the event. These grids include descriptions of each Workshop (sometimes referred to as Treks for middle school and Pathways for high school), as well as information about when and where they will be offered. Workshops explore spiritual growth, family, friends, self-esteem, faith, talents and personal gifts, addictions, behavior, and more. Adults and junior guides are invited to participate in specific adult (where offered) and junior guide workshops. There may be a workshop registration process at Quake. The registration process allows us to help control the size of the workshops. Adults and junior guides do not need to register.

Meals

Meals are on your own and are not included in the Quake registration fee. Groups are welcome to eat outside food, including meals in their sleeping rooms. Many hotels restrict the consumption of outside food in hallways, meeting rooms, and all other places within the building. Some hotels may allow outside food in courtyards; please contact your hotel directly to find out specific requirements.

Midday Devotions

At most Quake events, Midday Devotions (or Afternoon Wrap Up at Virginia Beach) is a time for the entire assembly to come together and re-focus after lunch. The Midday Devotion is a time for reflection and discussion and is led by a staff member from the front of the Ballroom but discussion will be facilitated by you in your groups. Please be sure to gather as a group during this time.

Variety Show

Many Quake events offer a Variety Show for youth to take the stage and offer Christ-centered skit, musical talent, dance, puppet show, etc. We ask that adult leaders only participate when helping their group, not on their own. We ask you to encourage your young people to pick Christian or appropriately themed music, rather than some of the less edifying secular music of today. Please check the specific schedule for your Quake or email the Quake Director to see if a Variety Show will be offered. In order to allow the maximum number of people to participate, we ask that each person limit their acts to *one four-minute act*.

Please note: Youth who wish to play an instrument should plan to bring their own instrument, as instruments may not be available to them on site.

Late Night Activities

Late night activities may include games, service project, prayer room, praise and worship, and etc. Check your specific Quake's schedule for the options being offered. Your role as an adult leader is to have fun floating between activities and to supervise while spending time with your youth.

Global Offering

We receive a global offering on Sunday morning. In the same way that we are called to be God's hands and feet in the world, we hope that our global offering reminds and ties our participants to ministries beyond the event weekend. This year, our global offering will go to support the food packaging service events at our Quake events, which will help provide life-changing meals for starving children and families around the world. The meals packed during these Quake events support both local and international communities. Thank you for joining us in our commitment to being a ministry grounded in serving the world. We invite you to join us in praying for and supporting those in need. A global offering flyer is included in the Media Kit.

WHAT IS EXPECTED OF YOU AT QUAKE

Prayer

Please be in prayer during the weekend for youth, staff and your leaders. This models to youth that it is important to lift all aspects of our life up to the Lord in prayer.

Group Behavior

At least one adult leader must be onsite with your group throughout the duration of the Quake. You are responsible for your group, and any behavior problems will be directed to you. We will be available to you if you need support.

Important Note: In the case of property damage, the person(s) involved are responsible for reporting the damage and paying for any replacement or repair of damaged items. Life Promotions is not responsible for these costs and will work with the hotel to ensure that the proper people are held responsible.

Be a Positive Role Model

Leader involvement is crucial to the success of Quake. Your example in Christian behavior, participation and enthusiasm sets the tone for your group. Let's be the examples we want the youth to follow!

Attend Adult Leader's Meeting

Please make it a priority for at least one of your adult leaders to attend this meeting Friday night. We want to make sure you receive all the updated information you need for Quake.

Lead Group Family Times

Please familiarize yourself with the Family Time Guide before you arrive at Quake (available in this Leader's Guide). You or your junior guides will be leading these for your group during the weekend. Please print a copy of the Family Time Guide you choose to use and bring it with you to the event.

Participate in Workshops

Most Quake events will offer an opportunity specifically for adults, whether it is a workshop specially geared toward adults in ministry or simply a meet and greet time for adults to network and visit with each other. If you choose to attend sessions with your youth, please remember that these workshops are designed for the young people and that the priority for discussion should be given to them! This is their time to share and your time to observe, listen and learn.

OTHER HELPFUL INFORMATION

Relational Ministry is the Focus

One of the things that is unique to Quake is that relational ministry is a priority for the program staff. Speakers, musicians, workshop leaders, and Quake staff want to spend time with your group. By joining your group for meals, Family Time and other parts of the weekend, your youth have the opportunity to get to know the staff on a personal level and vice versa. Please have your youth invite them to join your group sometime throughout the weekend. The staff will love it!

Merchandise

Quake, speakers and/or musicians will have items such as T-shirts, hoodies, hats, pictures and CD's for purchase. You may want to remind your group to bring extra spending money.

Sleeping Rooms

We promise to work with the hotel to put your group's rooms as close together as possible. The physical layout makes that harder at some hotels than at others so thank you, in advance, for your flexibility and understanding. At most Quake events, phones in your room will be shut off for outgoing calls during the weekend, as there are additional charges for these calls. Because you are still able to make room to room calls, we need your help in ensuring that prank calls do not happen. Prank calls are very frustrating and disrespectful to hotel guests (including other Quake participants) and will not be tolerated. In most cases, Pay-per-view movies and video games will be shut off. Unfortunately, hotels are not able to turn off certain channels in their cable package (such as HBO, Showtime, etc.). Many of these have inappropriate programs, especially late at night. Please be proactive in making sure you know what your youth are watching.

Crazy Dress Night

At most Quake events, youth and adults have an opportunity to participate in Crazy Dress Night! This takes place during Late Night Activities on Saturday night and is a way to take the pressure off of trying to "dress to impress." See the flyer in the Media Kit for more details.

Pool

Check with your hotel to find out if they have an indoor or outdoor pool. Swim time is not part of our schedule. If your youth use the pool area, an adult leader *must be present* with them at all times.

Check Out

Check-out at most hotels is near when Sunday's Celebration ends. Move out of your rooms before Celebration. It is our intention that there should be no incidental charges (you should not charge any items to your room). However, if you have any incidental room charges, pay them at the front desk. More information regarding checkout procedures will be given during announcements at Quake.

WHAT TO DO AFTER QUAKE

Pray

Pray for strength for the youth to continue in their journey with the Lord as they face their peers, school and family again. Pray for the Lord to give you the wisdom to guide them.

Do the Post-Quake Bible Study

This will help your group follow up and reflect on your experience. The Post-Quake Bible study is included in this Leader's Guide.

Fill Out an Evaluation Form

If you have not already done so, please fill out an evaluation form for your Quake at QuakeEvent.com/Survey.

Check the Quake Website

Mark your calendar with next year's dates! As information becomes available, Quake's website will be updated. Check QuakeEvent.com frequently for the most up to date information on speakers, musicians, registration information and theme.

Consider Being a Part of the Event Crew

An Event Crew is a group of local volunteers who work with the regional Quake Director to help plan and organize Quake events. Contact your Quake Director for more information.

Thank you for participating in Quake.

We appreciate all you have done and will do to make these Quake events successful.
Please contact us at quake@lifepromotions.com or 800-955-5433 if you have any questions.

We are here to serve.

May the Lord guide you and bless you abundantly in His ministry!



PRE-QUAKE BIBLE STUDY



"Rejoice with me; I have found my lost sheep."

NOTES TO THE LEADER

Introduction to Bible Study

Because reading and studying God's Word is a chief way for the Holy Spirit to create and sustain faith in our hearts, souls and lives, it is important to see how God reveals His plans in the Scriptures. In this study, we want to help the leader feel comfortable in handling God's Word as well as leading the study. Second, we want student's hearts and minds to be at a "place" where they are most receptive to God speaking to them. Third, we want God's Word to be read and studied carefully. Finally, we want those who are doing this study to see the grace, love and forgiveness of Jesus revealed.

This is the first study that will be offered in connection with the Quake you're planning on attending. The other studies will be during the gathering and after you return home. May these studies draw you, as the leader, closer to our Lord Jesus as you assist the students and fellow leaders in these studies to be drawn closer to Him too.

We have offered two different options for the Pre-Quake Bible Study – the Omega Guide, which is for lighter discussion, for groups who are younger in their faith or perhaps don't know each other well and the Alpha Guide, for more established youth groups and groups who are ready to delve deeper in their faith discussion. Both are included here. Choose the guide which fits your group's needs best.

Text Designations:

Plain text (text not in bold type nor in capital letters nor italicized) indicates instruction for you as the leader. These instructions will include transitional ideas to help you facilitate discussion or provide background information. These sections using plain text are mostly for your benefit as the leader and do not necessarily need to be shared with the group at large, unless you deem it appropriate.

Bold text indicates Scripture passages and information that should be shared with the group. When explaining background information or making transitions from one section to the next, feel free either to use your own words or to read the text as it is written.

Italicized & Bold text indicates where a prayer, a verse or a litany may be read by the leader or another participant.

Goals for this study:

- To dive into the theme for this year's Quake and to give confidence and assurance to leaders and participants of God's plan to work mightily in the lives of all who are participating. This will build and strengthen the community of leaders and students as they taste the offerings of God's Word;
- To give more insight and preparation for the Holy Spirit to work as the theme is introduced to the students and leaders attending this year's Quake;
- To give an overview of the weekend: schedule, expectations and covenant;
- To build anticipation and to calm fears about what the weekend will be like.

Preparation:

Supplies: Bibles, one large piece for the whole group, pen/pencil for everyone.

Before you begin, assign individuals to read these verses during the appropriate times.

- Luke 15:3-6
- Isaiah 59:2
- Ezekiel 18:32
- II Peter 3:9
- Luke 19:10
- John 15:13 – additionally in Alpha (longer) study
- John 8:12 – additionally in Alpha (longer) study

Opening Time for The Study (5-10 minutes)

[for both Alpha and Omega studies]

Have a student or adult leader open with a prayer or they can read the following:

Dear Jesus, all of us here have come from different places and many of us are in different seasons in our lives. You promise to be with us all our days whoever we are, wherever we come from or in whatever challenges we may face. Come meet with us now in this group and be with us individually, as well as together, that we may grow closer to You. All this we pray in Your name Jesus. Amen.

(Get all your group in as much of a circle as possible. Make sure everyone is comfortable and has space to write. Then ask everyone a few questions. Let everyone answer the first set of questions before you ask the second set.)

Questions # 1

I hate losing things, especially things I really like or need. Sometimes when you lose something, adjustments to life have to be made. What is something you have you have lost that was important in your life or someone else's?

Questions #2

Sometimes people get lost. They're lost in their surroundings or sometimes they lose themselves even though their surroundings are familiar. Relationships are often easily broken. Why do some people feel lost from God even when they're in church or are spending time with other Christians?

Sometime ago a mom and her three children went into a "Toys R Us" store to get a present for the older daughter's friend's birthday party. The daughter was very particular in what she wanted, so the mom thought to ask a salesperson where the toy could be found. As the mom and two older kids followed the salesperson, the youngest daughter became fascinated with a colorful stuffed pony and didn't follow. In a few moments the mom noticed her youngest child wasn't with her and became terrified. The salesperson immediately called in on a service desk phone and the child was quickly located. The mom, crying with relief, hugged her daughter and said, "I'm so grateful you're not lost anymore!"

Although the little girl didn't feel lost, she really was because she was absent from the one most important to her. Because the child was out of the protection and presence of the mom, the mom was right to think her daughter lost.

This is true of us when we aren't following our Lord and Savior. We may not feel lost, but if we step from the will and ways of our God to do our own thing, we really are lost. As the mom would search frantically and then be overcome with joy when her child was found, even more does our Lord Jesus, seek and save us and then rejoice in our being found. What are your thoughts on this story and explanation?

* * * **[OMEGA - SHORTER STUDY]** * * *

Expanding our understanding (15-20 minutes)

Our theme this year is “Found” based on Luke 15:6b. (Read Luke 15:3-6.) The promise in this verse is not that we can find God, but that He is seeking and finding us. Lost in our sin, we would remain separated from the Father God, but Jesus left heaven to be one of us, show Himself as one of us and then die for all of us to pay for our sins’ punishment. He now, through His Spirit, seeks to have us know Him, believe in Him and follow Him all the way into heaven.

Being Lost means being Separated from God

God is a holy God. He does not sin nor does He like to hang around it. But He never forces His people to stop sinning. We can and do push God away in our continued unrepentant sins. It is then that we are Lost.

Please read Isaiah 59:2

- Why does God care so much if sin or not? Is sinning really a big deal?
- Why does God allow us to be separated from Him when we break His law?

But God never wants anyone to be lost

God wants heaven filled with all of us. He offers us the gifts of faith and repentance through His Holy Spirit so we can turn to Him and believe in Him and live.

Please read Ezekiel 18:32 and II Peter 3:9.

- The God who made us wants to save us. Why?
- Repentance has two parts: being sorry for the wrong action and trying to not do it again. Why is important that both parts to be done?
- Being able to repent and believe in Jesus are gifts, we can’t do them on our own. God offers everyone these gifts, why do some refuse them?

Please read Luke 19:10

- What causes a holy God to leave heaven and to seek out and then give His all to find His lost children? How can we best respond to this incredible sacrifice?

Covenanting (5-10 minutes)

To assure healthy relationships and a healthy community, it is important for all participants to pledge their desire and hope for a safe and fun weekend in a covenant with one another.

Ask the students what they believe is important for the group to commit to, in order to make the event go well (i.e. be on time, attend all sessions, respect one another’s property, no pranks, listen to one another, no gossiping, pray for one another and for the event, and etc.) Write these items on a large sheet of paper. Tell students this covenant is binding and that anyone who feels he or she cannot uphold some part of this covenant should speak up now. Be sure to include Quake’s Mandatory Event Covenant, found in the “Tips for Success” section of the Leader’s Guide. Discuss what the students feel should be consequences if someone should break the covenant. At the end, have the students and adults each sign the covenant and commit this promise to the group. Save this paper and bring it with you to Quake.

Closing Time

Have everyone (students and adults) sit comfortably in as much of a circle as possible. Everyone joins hands, link arms or touch elbows. Ask for a volunteer to start and then go around the circle and have each participant say one word that describes the hope they have for the upcoming weekend. (Take a moment and let everyone first think of a word and then go around the circle.) Encourage everyone to think of a different - though accurate - word. Then ask for a volunteer to close the prayer or he/she can read the closing found below.

Lord Jesus, we have heard Your Word and have been reminded of Your love, Your power and Your desire to keep us always in Your family. As we prepare for our weekend together, assure us that we are Found in You and always will be by the power of Your Holy Spirit. All this we pray in Your name, Jesus. AMEN

* * * **[ALPHA - LONGER STUDY]** * * *

Examining (10 minutes)

Our theme this year is “Found” based on Luke 15:6b. (Read the theme verse, which can be found on the cover page of this Pre-Quake Bible Study.) **The promise in this verse is not that we can find God, but that He is seeking and finding us. Lost in our sin, we would remain separated from the Father God, but Jesus left heaven to be one of us, show Himself as one of us and then die for all of us to pay for our sins’ punishment. He now, through His Spirit, seeks to have us know Him, believe in Him and follow Him all the way into heaven.**

People can get “Lost” in many ways. Name some of these ways. Can people be lost even when they’re surrounded by people? Do some people choose to stay lost even if the “lost-ness” makes them miserable? Why would they do this? Should we help these people to no longer be lost, or should we just let them wallow in their misery? What’s really the loving thing to do?

Because we have often stepped off the path God has set for us, we, too, “lose” our way, get “lost” in sin and feel like “losers” in life. Jesus’ incredible love for us shows that He always will seek us out. He alone has the power to bring us out from our “lost-ness” and bring us to the joy of being found. Why should we not only remember this, but always keep it at the forefront of our thinking?

Exploring (20-25 minutes)

Being Lost means being Separated from God

God is a holy God. He does not sin nor does He like to hang around it. But He never forces His people to stop sinning. We can and do push God away in our continued unrepentant sins. It is then we are Lost.

Please read Isaiah 59:2

- Why does God care so much if sin or not? Is sinning really a big deal?
- Why does God allow us to be separated from Him when we break His law?

But God never wants anyone to be lost

God wants heaven filled with all of us. He offers us the gifts of faith and repentance through His Holy Spirit so we can turn to Him and believe in Him and live.

Please read Ezekiel 18:32 and II Peter 3:9

- The God who made us wants to save us. Why?
- Repentance has two parts: being sorry for the wrong action and trying to not do it again. Why is important that both parts to be done?
- Being able to repent and believe in Jesus are gifts, we can’t do them on our own. God offers everyone these gifts, why do some refuse them?

Please read Luke 19:10

- What causes a holy God to leave heaven and to seek out and then give His all to find His lost children? How can we best respond to this incredible sacrifice?

Please read John 15:13

- Sometimes to find something, one first has to lose something. When we look for something we sometimes lose time, energy, opportunities for other activities, etc. Jesus lost something even greater so we could be found: His life. How can we best show gratitude for the sacrifice He gave? (Give real examples.)
- Jesus’ love for us caused Him to give up His life so we could be found. Is love a power as well as an emotion? Explain. What does that say about how we should love God in return?

Expressing: (7-10 minutes)

(Make sure everyone has a pen/pencil and a piece of paper)

Have volunteer **Read Out Loud John 8:12**

- Have everyone draw a vertical line down the center of the page.
- On the left side column. Have everyone make a list of places that teens walk that are dark places and where people don't want the light of Jesus to shine in their everyday lives. (Examples: going to bad sites on the internet, spending time gossiping, watching inappropriate TV, being at parties where drugs/alcohol are served, indulging in negative thoughts that rob you of time, bully-ism, etc.)
- On the column on the right have everyone make a list of places where the light of Christ shines and is welcome (Examples: enjoying your family, approved school activities, times of prayer, worship and Communion, hanging out with friends in healthy ways and places, athletics, music, school plays, clubs, etc.)
- Take turns letting each person share the dark places column then the light of Christ column. Then get in groups of twos or threes and have a time of prayer where someone prays for another to follow Jesus in the light and to have the courage, will and strength to stay away from the dark places

Covenanting (5-10 minutes)

To assure healthy relationships and a healthy community, it is important for all participants to pledge their desire and hope for a safe and fun weekend in a covenant with one another.

Ask the students what they believe is important for the group to commit to, in order to make the event go well (i.e. be on time, attend all sessions, respect one another's property, no pranks, listen to one another, no gossiping, pray for one another and for the event, and etc.) Write these items on a large sheet of paper. Tell students this covenant is binding and that anyone who feels he or she cannot uphold some part of this covenant should speak up now. Be sure to include Quake's Mandatory Event Covenant, found in the "Tips for Success" section of the Leader's Guide. Discuss what the students feel should be consequences if someone should break the covenant. At the end, have the students and adults each sign the covenant and commit this promise to the group. Save this paper and bring it with you to Quake.

Closing Time

Have everyone (students and adults) sit comfortably in as much of a circle as possible. Everyone joins hands, link arms or touch elbows. Ask for a volunteer to start and then go around the circle and have each participant say one word that describes the hope they have for the upcoming weekend. (Take a moment and let everyone first think of a word and then go around the circle.) Encourage everyone to think of a different - though accurate - word. Then ask for a volunteer to close the prayer or he/she can read the closing found below.

Lord Jesus, we have heard Your Word and have been reminded of Your love, Your power and Your desire to keep us always in Your family. As we prepare for our weekend together, assure us that we are Found in You and always will be by the power of Your Holy Spirit. All this we pray in Your name, Jesus. AMEN.



POST-QUAKE BIBLE STUDY



"Rejoice with me; I have found my lost sheep."

NOTES TO THE LEADER

Introduction to this Bible Study

As Quake is now part of the personal history of the people who attended, God continues to move and work in the lives of these people. The experiences, understandings, fun and friendships still affect and influence the present moments. This study is designed to keep the Spirit flowing in the hearts and lives of these people and encourage a “growing in grace and knowledge of our Lord Jesus Christ.” Although this study is primarily for those who attended, others who do this study will easily follow, understand and be blessed in it as well.

We have offered two different options for the Post-Quake Bible Study – the Omega Guide, which is for lighter discussion, for groups who are younger in their faith or perhaps don’t know each other well and the Alpha Guide, for more established youth groups and groups who are ready to delve deeper in their faith discussion. Both are included here. Choose the guide which fits your group’s needs best.

Text Designations:

Plain text (text not in bold type nor in capital letters nor italicized) indicates instruction for you as the Leader. These instructions will include transitional ideas to help you facilitate discussion or provide background information. These sections using plain text are mostly for your benefit as the leader and do not necessarily need to be shared with the group at large, unless you deem it appropriate.

Bold text indicates Scripture passages and information that should be shared with the group. When explaining background information or making transitions from one section to the next, feel free either to use your own words or to read the text as it is written.

Italicized & Bold text indicates where a prayer, a verse or a litany may be read by the leader or another participant.

Goals for this study:

- To retell and listen again to the stories of the participants at QUAKE and recall the closeness of the group and the fun that was had.
- To reflect and remember what God did in the hearts and lives of those who attended this year’s QUAKE
- To study again God’s Word and enjoy the fellowship of one another emphasizing the things learned and felt at the event.
- To offer opportunities for further thoughts and growth in the faith and in the family group.

Preparation:

Supplies: Bibles; For the Alpha study, a piece of paper, pen/pencil for each person

Before you begin, assign individuals to read these verses during the Post-Quake Bible Study.

- Luke 15:3-6
- Ephesians 2:4-5
- Psalms 103:8-13
- John 15:16
- Romans 6:23 – additionally in Alpha (longer) study
- Hebrews 12:1-2 – additionally in Alpha (longer) study

Opening Time For The Study (10 minutes) [for both Alpha and Omega studies]

Have a student or adult leader open with a prayer or they can read the following:

Gracious God and Lord of our lives, thank You for the experiences and fun we had during our weekend away together at Quake. May the times of celebrating, learning, praying, worshipping, laughing, playing, eating and sleeping be building blocks to strengthen our faith, fortify our friendships and deepen our love for You as we see Your love for us. Bless us now as we study about and remember our theme. Lead us to walk closer to You. This we pray in Your Name Jesus Christ, Lord and Savior of all. AMEN.

* * * **[OMEGA - SHORTER STUDY]** * * *

Examining (get comfortable sitting)

Our theme this year was “FOUND” based on Luke 15:6b. (Read Luke 15:3-6 again.) When you think of God finding us when we were lost in sin, does that make you think of God’s devotion to us?

In what ways were you strengthened over the weekend? Did your faith get challenged? Will you involve yourself in more events like this one in the future?

God had opportunities to draw you closer to Himself in large gatherings of people, in smaller gatherings and alone this weekend at Quake. When was it easiest to feel closest to God? Why do you think that was?

What was the best part of the weekend for you? What was most challenging or troublesome? Every event in our life (good, bad and indifferent) influences how we think, act and believe. How has this weekend together influenced you? Explain.

Expanding our understanding (15-20 minutes)

Please read Ephesians 2:4-5

- Why did God use His riches on us? Can dead people do anything to be made alive again? What really is grace? Why must we always remember we do nothing to get ourselves saved and that it is all done by God?

Please read Psalms 103:8-13

- In verse 8, it says God is 3 things. What are they? What do they mean?
- In verses 9-10, we learn what God won’t do. What does it say? What is their meaning?
- Verses 11-13 say what God is, what He does and what He feels. List them all.

Please read John 15:16

- Why does it feel good to be chosen? Why does God want us to know He always chooses us? What does He choose us for? What does that mean?
- Why does God love us even when we’re unlovable?

Closing Time

Have everyone (students and adults) sit comfortably in as much of a circle as possible. Have everyone either join hands, link arms, touch elbows, hold pinkies, etc. and ask for a volunteer to start the prayer or he/she can read the opening found below. Explain that after the opening of the prayer, you will go around the circle and have each participant mention and then thank God for one thing that they are most thankful for at Quake. Encourage everyone to think of a different thing. Have a different volunteer close the prayer or he/she can read the closing found on the next page.

(Opening of prayer)

Heavenly God, You are faithful and You faithfully went with us to the Quake and now You remain faithfully with us here. We will remember and rejoice in the fun, the worship, the friendships we strengthened and made and the time we had growing closer to You. Hear us now as we also thank You for...

(Closing of prayer)

Now Savior Jesus, keep sending Your Holy Spirt to draw us closer and closer to You. Keep us and those whom we love safe and growing in love and faith for You throughout our lives. All this we pray in Your name Jesus. AMEN.

* * * **[ALPHA - LONGER STUDY]** * * *

Have everyone comfortably seated on chairs, couches, easy chairs, etc. – preferably no one is sitting on the floor. Then tell the students you will read a statement where the answer for them is “never,” “sometimes” or “always.” There are no right or wrong answers. Have each student stand at “never,” “sometimes” or “always” when it is true for them. After each statement’s three answers, ask a student or two why they stood up when they did.

1. I have never really felt lost to God.
2. I stay away from lost people because I don’t want to be seen as lost or a loser.
3. I feel most people don’t have to feel lost because they have the power within them to fix their own problems.
4. Sometimes it’s really hard to think that I matter to Jesus because of all the other people in the world and all the problems there are.
5. Jesus really wants an every moment of everyday relationship with me in spite of all the other things going on in the world.
6. I forget to look to Jesus and my faith in Him and that can blind me to the good He offers.

Examining

Our theme this year was “**FOUND**” based on Luke 15:6b. (Read Luke 15:3-6 again.) **When you think of God finding us when we were lost in sin, does that make you think of God’s devotion to us?**

In what ways were you strengthened over the weekend? Did your faith get challenged? Will you involve yourself in more events like this one in the future?

God had opportunities to draw you closer to Himself in large gatherings of people, in smaller gatherings and alone this weekend at Quake. When was it easiest to feel closest to God? Why do you think that was?

What was the best part of the weekend for you? What was most challenging or troublesome? Every event in our life (good, bad and indifferent) influences how we think, act and believe. How has this weekend together influenced you? Explain.

Exploring

Please read **Ephesians 2:4-5**

- Why did God use His riches on us? Can dead people do anything to be made alive again? What really is grace? Why must we always remember we do nothing to get ourselves saved and that it is all done by God?
- What does God want us saved for? Who isn’t saved? Who does God want saved?

Please read **Psalms 103:8-13**

- In verse 8 it says God is 3 things. What are they? What do they mean?
- In verses 9-10 they say what God won’t do. What are they? Their meaning?
- Verses 11-13 say what God is, what He does and what He feels. List them all.
- Do you think these are the main characteristics of God, or do you think judging, punishing and anger are? Why is this an important question to think about?

Please read John 15:16

- Why does it feel good to be chosen? Why does God want us to know He always chooses us? What does He choose us for? What does that mean?
- Why does God love us even when we're unlovable?
- Do you have any idea what God has chosen for you to do in your life for Him? What do you hope God has chosen for you to fulfill in your life?

Please read Romans 6:23

- What is a "wage"? Who gets a wage? Why should we never demand to get from God what we have earned or deserved?
- Who usually gets gifts? What the difference between a wage and a gift? What is the total free gift of God? What does this all mean?

Expressing:

(Make sure everyone has a pen/pencil and a piece of paper)

Have someone **Read Out Loud Hebrews 12:1-2**

Have everyone take out paper and pen/pencil and have them make a horizontal line across the middle of the page. The top portion should be titled "THINGS THAT HINDER ME AND HOLD ME BACK IN SIN FROM FOLLOWING JESUS" The bottom portion should be titled "TIMES IN MY DAY I ESPECIALLY NEED TO KEEP MY EYES ON JESUS AND FOCUS ON WHAT HE WANTS FOR MY LIFE." Give everyone some time to complete the two portions. Then let everyone share what they have written.

Closing Time

Have everyone (students and adults) sit comfortably in as much of a circle as possible. Have everyone either join hands, link arms, touch elbows, hold pinkies, etc. and ask for a volunteer to start the prayer or he/she can read the opening found below. Explain that, after the opening, you will allow some time to go around the circle and have each participant mention and then thank God for one thing that they are most thankful for at the Quake. Encourage everyone to think of a different thing. Then ask for a volunteer to close the prayer or he/she can read the closing found below.

(Opening of prayer)

Heavenly God, You are faithful and You faithfully went with us to the Quake and now You remain faithfully with us here. We will remember and rejoice in the fun, the worship, the friendships we strengthened and made and the time we had growing closer to You. Hear us now as we also thank You for...

(Closing of prayer)

Now Savior Jesus, Keep sending Your Holy Spirt to draw us closer and closer to You. Keep us and those whom we love safe and growing in love and faith for You throughout our lives. All this we pray in Your name Jesus. AMEN.



JUNIOR GUIDE PRE-QUAKE BIBLE STUDY



"Rejoice with me; I have found my lost sheep."

NOTES TO THE LEADER

Introduction to Bible Study

This Pre-Quake Bible study is designed to prepare your junior guides for the upcoming weekend event. It is approximately 45-minutes long, depending on the number of junior guides in the group.

Text Designations

Plain text (text that is not bold, in capital letters or italicized) indicates instruction for you as the leader. These instructions will include transitional ideas to help you facilitate discussion or provide background information. These sections using plain text are mostly for your benefit as the leader and do not necessarily need to be shared with the group at large, unless you deem it appropriate.

Bold text indicates Scripture passages, prayer and information that should be shared with the group. When explaining background information or making transitions from one section to the next, feel free to either use your own words or read the text as it is written.

Note: This study will flow more smoothly if you read and prepare this guide ahead of time. That way when you get to a game, for instance, you can explain it as written here but in a way that you don't need to read it verbatim off of the paper. The bible study aspect is a bit different and reading is more fitting.


Supplies and Preparation:

- Bibles
- Something to play music
- Papers for NAME activity (with instructions!)
- Writing utensils for each person
- 4 buckets that aren't too deep. They need to be able to safely put their heads in them. It would be helpful if 2 were one color and 2 were another.
- Cotton balls
- Petroleum Jelly (Vaseline works). You'll want about ½ tsp for each student.
- Tissues
- 2 Walking sticks/ staffs/ rods
- (2 sashes if you choose to add this for increased difficulty. Make it long to ensure it wraps around all involved)
- "We are sheep"/"sheep are sheep" signs

A is for Adventurous, B is for Balloon, C is for... [10-12 minutes]

Play some music as they come in and welcome them enthusiastically and jovially! ☺

In your gathering space, set out as many papers as you have junior guides in attendance. On these papers (or on a poster paper by the papers for all to see) should be these instructions: *“Take a moment and write your name vertically down the left side of your paper, with each letter of your name on its own line. For each letter, write a word that describes something about you! For instance, FRED could write Fuzzy, Red, Epic, and Daring. That is, if Fred is a fuzzy lobster who enjoys skydiving. Be creative with the words you choose and be prepared to share!”*



Welcome to the Junior Guide Pre-Quake Bible Study! As we gather, take some time to work on this activity that will help us get to know you more! Make sure that you have a reason for each word you choose and be creative! We will share them when we're all finished.

It's often a good idea as a leader to take part in the activities with the students. This is one of those times. As your junior guides trickle in and get settled, take some time and complete the activity, as well. If you anticipate not having enough time, complete one before-hand so you also can share with the group, but don't let them see it until you share. Have everyone sit in a circle because circles promote community.

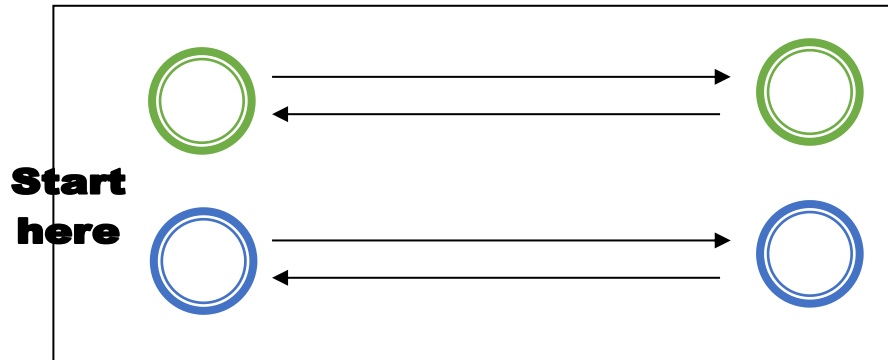
Alright. Now that everyone is finished, let's take a few minutes to tell each other, not only our names, but some things about ourselves. I'll go first. My name is _____ and the words I used for my name are _____, _____, _____, and _____. My favorite word out of all of these is _____ because _____. Let's go around the circle and share the same way. Say your name, the words you picked, and then explain your favorite one! I want to hear how creative you got!

While students are sharing, feel free to use this time to prompt some mini conversations. Don't be afraid to ask questions as they share – you might find some fun stories and laughs can come from digging a little deeper.

During our time together today as junior guides, we will be preparing for leadership at the Quake in _____. I appreciate that you have taken this role seriously and I am so excited that you are going to be a leader at such an impactful event! Now, it's time to get nosey.

Be the Shepherd [12-15 minutes]

I need everyone to find a partner before I count backwards from 10. 10...9...8...7.....1! Great, within your pair, choose who will be red and who will be blue. After they have decided: **All of you who chose to be red go stand by that bucket and all of you who chose blue go stand by that bucket.** After groups move to buckets: **Congratulations you have now formed your shepherd teams.** This is how the “course” should be set up:



You bucket is filled with sheep. Each starting bucket has thirty cotton balls in it. **Your job as shepherds is to move your sheep from one pasture to another. Each bucket is a pasture.** Ask me how we’re going to do this! Wait for someone to ask you. **Great question!** Pull out the jar of petroleum jelly. **Things are going to get a little sticky.** Place ½ tsp of petroleum jelly on each student’s nose. **Your job as shepherds will be to - ONE AT A TIME - pick up a sheep from the beginning pasture while using nothing but your nose, and herd them to the second pasture. You may not use your hands to take the sheep off your nose, you’ll have to get creative. Being that you are shepherds, it only makes sense that you have shepherd staffs. These shepherd staffs will act as a relay baton. The next shepherd in line may not begin herding their one sheep to the next pasture until the shepherd in front of them has returned and passed along the staff. If a sheep goes astray by falling off of your nose, you must leave the sheep there even if it falls off while you are trying to get it in to the second pasture. If you lose the sheep return to pass the staff along and go to the end of the line. We will race for _____ minutes.** The allotment of time is dependent upon the number of participants. Keep in mind, 2-3 minutes is still a long time in a relay. **The team with the most SAFE sheep when the time is up, will be the winner. Does anyone have questions?** Give students time to ask questions to clarify rules. **First shepherd, take up your staff. On your mark, get set, go.**

To increase difficulty, have shepherd tie something around their waist that represents a shepherd’s sash and also pass the sash along from shepherd to shepherd along with the staff. As a general rule of thumb, stop playing a game while it’s still fun, before the energy starts winding down.

As you end the game, give students tissues to wipe the petroleum jelly off their noses. **You all did a great job herding your sheep! Our winning team was the _____ shepherds. Did you notice some of the sheep didn’t quite make it to the second pasture? They either fell off en route or missed the pasture as you tried to drop them off.** Let them respond. **What didn’t I let you do if your sheep went astray by falling off your nose?** Give students time to say “pick it back up”. **Right, you were not allowed to come to your sheep’s rescue if it fell on the ground and went astray. Today we are going to talk about how God does the complete opposite of that. God comes and finds us when we go down the wrong path.**

Adaptation for smaller groups/one junior guide: Time each round and see if each person can beat their previous time. This still allows the laughs and tie-ins this game brings, but accommodates small groups. In situations where there is only one junior guide, the leader and the guide can compete against each other! There are no teams but the game can still happen on a different scale!

Found [10-15 minutes]

Have everyone sit in a circle.

The theme for the event this year, Found, comes from Luke 15:6b. You will hear this verse over and over again during the event weekend, so let's get a head start and read it together. Open your Bibles to Luke 15:6b.

Invite a volunteer to read the verse aloud.

“Rejoice with me; I have found my lost sheep.” Luke 15:6b

This verse comes to us from one of the parables found in the book of Luke. What is a parable? Give students time to share ideas. A parable is a simple story used to illustrate a moral or spiritual lesson as told by Jesus in the Gospels. Our verse comes from one of these parables, meaning there is something we can learn from this. So let's get to it!

Let's look at what is going on around this one theme verse and read Luke 15:3-6. Will someone read that for me? Allow a student to read these verses: *³Then Jesus told them this parable: ⁴“Suppose one of you has a hundred sheep and loses one of them. Doesn't he leave the ninety-nine in the open country and go after the lost sheep until he finds it? ⁵And when he finds it, he joyfully puts it on his shoulders ⁶and goes home. Then he calls his friends and neighbors together and says, ‘Rejoice with me; I have found my lost sheep.’*

Okay, so we know that from this parable, we have the opportunity to learn something from Jesus' words. Turn to the person next to you and talk about these verses. What stands out to you as you read them? Give students a few moments to talk to one another. Let's start from the beginning and work from there. We are going to look at this verse through two different lenses. Lens 1: “Sheep are Sheep.” Hold up the “Sheep are Sheep” paper. Lens 2: “We are Sheep!” Hold up the “We are Sheep” paper. Everyone say that. Sheep are sheep. Pause. We are sheep. Pause. Good.

Let us re-examine verse four. Have a student re-read verse four out loud. *“Suppose one of you has a hundred sheep and loses one of them. Doesn't he leave the ninety-nine in the open country and go after the lost sheep until he finds it?”* **Okay, looking through our “sheep are sheep” lens (hold up sign) does that raise any flags for anyone?** Prompt them until they question if the other ninety-nine are okay or comment about leaving ninety-nine sheep to seek out one. **Exactly, Jesus is talking about a shepherd leaving ninety-nine sheep to go find one! That seems kind of strange, doesn't it?** Pause. **It does until we learn this fact. Ready? Most flocks were cared for by at least two shepherds. When one shepherd leaves to find the lost one, the other ninety-nine are left in the care of another shepherd. Now, let's look through the “we are sheep” lens. Talk with someone next to you about what verse four means through the “we are sheep” lens, taking into account what you now know about shepherds. Allow them time to discuss this. What did you come up with? Call on a few students to share. Right, the ninety-nine are still precious. We are precious. It is not at all that the ninety-nine are unimportant! In fact, Jesus wants us to be in a community of believers rather than being lone-wolf Christians. He loves us all individually but He has also given us the gift of the body of Christ! Every single sheep is important to a shepherd as we see in the verse and Jesus seeks after every single person.**

Ahoy! On to verses 5-6! Will someone read those for us? Have a student read verses 5-6: *And when he finds it, he joyfully puts it on his shoulders ⁶and goes home. Then he calls his friends and neighbors together and says, ‘Rejoice with me; I have found my lost sheep.’* **Back to our “Sheep are sheep” lens. What is happening in these verses with the shepherds and the sheep? Put it in your own words. Simply have someone recap/ paraphrase verses 5-6. Yep! The shepherd finds the sheep, takes it home, and celebrates that he found it! Does the sheep do anything? No. Right, notice what the shepherd does when He finds the lost sheep...He carries it home! No effort on the part of the sheep was done to call the seeking shepherd. There was no effort on the part of the sheep to be found. No effort on the part of the sheep was done to get home again. The shepherd does it all! Seeking, finding and carrying is all the work of the shepherd! Keep all of that in mind and switch gears to our “we are sheep lens!” Talk with someone next to you about what this parable is trying**

to teach us as we look at it through our “we are sheep” lens! Give them some time to do this. **What did you come up with? What can we learn from this parable?** Allow them to answer freely, encouraging them and reassuring them as they answer. **Great answers! You’re right! We said the shepherd does it all while looking through our “sheep are sheep lens” and we can say Jesus does it all while looking through our “we are sheep” lens!** Everyone say that, **Jesus does it all!** Pause. **Yes yes yes yes! It’s all Jesus’ work and effort – IT’S ALL ABOUT GRACE!** Everyone say grace. Pause. **Jesus seeks us out because he loves us and not one of us is too far gone for him to find us and carry us in our faith all the way home to Heaven!! Do you see how both our our lenses work so beautifully together? To be found means we will have Life and have it abundantly...for all eternity!**

What would be some good hashtags to summarize these verses we have been talking about? Let them answer. Write answers on a poster paper to hang somewhere they can see. Some answers could be: #LostHasBeenFound #ItsAllAboutGrace #Leave99ToFind1 #JesusIsMyShepherd

If you have time, this would be a good place to play “All Because of Jesus” by Fee.

I Just Wanna Be a Sheep [15-18 minutes]

Have students find their papers from the NAME activity in the beginning and sit in a circle. Have them turn their papers over and draw a large sheep.

Thank you for taking on the role of a junior guide and agreeing to come as a peer mentor for the youth in our group. Discuss the specific roles you’d like your junior guides to play during the weekend, including interactions with adult leaders, other students, each other, the church, and hotel. Discuss your policies on cell phone use, other electronics, behavior, and other housekeeping tidbits like bedtimes, self-care, etc. **You will also have some opportunities to help with Quake, itself, by serving in various roles such as Celebration reader, usher, late night activity assistant and maybe other ways. It is my hope that Quake will be spiritually rejuvenating, encouraging, and an opportunity for you to uplift other students in their walks of faith. You have drawn a picture of a sheep on your paper. We have established that we are the sheep Jesus talked about in the parable. As we discussed just now, part of your role at Quake is to be an example for other sheep; In your sheep, write how you want to uphold your role as a junior guide.**

Have a poster paper ready with a sheep traced on in and the words “I Just Wanna Be a Sheep”. Have the group share what they wrote and write it in the sheep on the poster paper.

Explore expectations of the junior guides at Quake. Consult the schedule and assign specific leaders for key moments in the event weekend. Some examples of how they can serve include: prayers as you travel and when you eat meals, leading games on the road to and from Quake, Family Time leaders, readers during devotional moments, serving as examples in behavior and participation, listeners, answering questions, etc.

Discuss specific students who may need special attention or guidance from the junior guides during the event. It may be helpful to assign junior guides to buddy-up with specific students throughout the weekend, like a camp counselor.

Have each junior guide sign the big sheep!

Sheep-dines [5-15 minutes]

Play a good old fashioned game of Sardines. Send one student out to hide. Give them 2 minutes to hide then let everyone else go find them. Once a student finds the hider they must hide WITH them until all students are hiding with the original “hider” or you set a time limit on the round. Make a rule that once they find they hider, everyone must silently cheer!! Play a few rounds if you have time.

So you all went out and searched for the one person who was hiding and you celebrated (silently) when you found them. We need to remember that Jesus does the same thing. He seeks us because He loves us. He died for us because He loves us. Even if it were just one of us, He STILL would have died for us. When Jesus finds that lost sheep He celebrates.

As we go to Quake, treasure that love that He has for each of us! Let it encourage us, give us hope, and strengthen our faith remembering that even though we are just us, Jesus still seeks us and pursues us. It’s good to be found by Him.

Adaptation for smaller groups: Do not be deterred from this game if you have a small group to work with! We love adapting games for groups of all sizes! Groups of 3+ works swimmingly with the directions given. If there are two junior guides, one can hide, and the other one can find them. In this instance, give the “finder” a timer (phones work too) so that when the leader releases the finder to go find the other junior guide, they can stop the timer immediately when they find the hider. Then roles will switch and the finder with the quickest time is the winner! With one junior guide, the leader will become the second player!

Closing Prayer [2 minutes]

As we close in prayer, let’s stand in a circle and hold hands using the “thumbs to the right” method. Everyone hold hands so that their thumbs are pointing to the right. This way, you are supporting one person and being supported by another – just as we are called to live within the body of Christ, the flock, God has given us – supporting and building up one another.

Heavenly Father, we know this life can be crazy and unexplainable and difficult and wonderful all wrapped into one. We pray that You help us remember to cling tight to the gift of Your Son. How marvelous is it that He seeks and finds us! Thank You for placing us in Your flock to live together as the body of Christ!

Guide us as we guide those around us. Help us encourage others to know that You are truly the Good Shepherd who laid down Your life for Your sheep. Amen.

Review departure plans for the weekend.

See you at Quake!



SAMPLE SCHEDULE*

Friday:

- 5:30pm - Registration
- 8:00pm - Celebration
- 9:15pm - Friday Night Fiesta
Junior Guide Meeting
Adult Leader Meeting
- 10:00pm - Campfire
- 10:30pm - Family Time/Curfew Begins
Prayer Room Closes

Saturday:

- 8:00am - Curfew Ends/Prayer Room Open
- 8:45am - Workshop Registration
- 9:30am - Celebration
- 11:00am - Blue Workshop
- 11:50am - Lunch Break (on your own)
- 1:30pm - Midday Devotions
- 2:00pm - Green Workshop
- 3:00pm - Yellow Workshop
- 4:00pm - Youth Tube Variety Show
- 5:00pm - Supper Break (on your own)
- 7:00pm - Celebration
- 8:15pm - Late Night Activities:
Crazy Dress Night
Dance Party
Game Room
Card Making Room
Worship Room
Prayer Room
- 9:30pm - Campfire
- 10:00pm - Family Time/Curfew Begins
Prayer Room Closes

Sunday:

- 8:00am - Curfew Ends/Pack Up
- 8:45am - Family Time (on your own)
- 9:30am - Celebration
- 11:00am - Departure

*Virginia Beach, VA schedule will vary due to the inclusion of Journey Teams. Contact your Quake Director for more info.

Event specific schedules will be available online the week before your event. These schedules may vary by locations and are subject to change.



"Rejoice with me; I have found my lost sheep." Luke 15:6b

Celebrations – Large group gatherings with multimedia, Scripture, prayer, message and music.

Junior Guide Meeting – for leadership students in grades 10-12 who registered for the Junior Guide Program.

Campfire – End of the day large group worship.

Family Time – Devotion/discussion time within youth groups.

Workshops – Small group topical discussions, also known as Treks or Pathways, that youth select to attend based on personal interests.

Midday Devotions – Large group gathering time for discussion within groups.

Late Night Activities – Fellowship activities that may include dance, praise and worship, high and low energy games, prayer room, etc.

There are no meals offered as part of the programming. Meal breaks will typically be between 1-2 hours depending on the event program.



OMEGA FAMILY TIME GUIDE

For Groups looking for a lighter study and discussion.



"Rejoice with me; I have found my lost sheep."

NOTES TO THE LEADER

Introduction to Family Time

This is an incredible time for students and adults alike. You're spending a few days at this Quake weekend where the Holy Spirit can touch lives, change hearts and comfort souls. God's Word takes center stage at our weekend together but God's Word is woven into all parts of our program and community time together. As the events of each day unfold, it will be evident that sometimes new conclusions are drawn and always timeless truths are solidified. To capture the remembrances and recollections of these events as well as drawing your group together for a close of day devotional time, this Family Time Guide is offered. May those in your family time be drawn closer to the person of Jesus.

Text Designations

Plain text (text not in bold type nor in capital letters nor italicized) indicates instruction for you as leader. These instructions will include transitional ideas to help you facilitate discussion or provide background information. These sections using plain text are mostly for your benefit as the leader and do not necessarily need to be shared with the group at large, unless you deem it appropriate.

Bold text indicates Scripture passages and information that should be shared with the group. When explaining background information or making transitions from one section to the next, feel free either to use your own words or to read the text as it is written.

Italicized & Bold text indicates where a prayer, a verse or a litany may be read by the leader or another participant.

Goals for this study:

- To touch base together and share one another's experiences and thoughts of the day.
- To examine, express & explore how God's presence, power & promise have been around since the beginning of time and He still offers them to His people.
- To be assured God's plan of redeeming us by Jesus' love through His sacrifice, death & resurrection does indeed offer salvation & restoration to all who believe.
- To see, rejoice in & enjoy the fellowship of believers around us in our family group.

Preparation:

Supplies:

- Bibles (both nights)
- If using Option 2, a pen/pencil and a piece of paper for everyone (for both Friday and Saturday nights)

Assign volunteers to read the following verses:

- *Luke 15:3-6* (both nights)
- If using Option 2:
 - *Ezekiel 34:11-16* (Friday Night)
 - *John 10:11-15* (Saturday Night)

FRIDAY NIGHT FAMILY TIME

I. Opening Prayer

Have a student or adult leader open with a prayer reflecting on the evening or they can read the following:

Lord God Almighty, Your chief work is showing Your mercy to Us, Your children, through Your love. May we believe in and receive this love with joy and assurance. Help us to love You and one another in return. All this we pray in Jesus' name. Amen.

II. Personal Reflections on the Day and “Highs” and “Lows” of the Day

On a scale of 1 to 10 (1 is low, 10 is high) ask the students:

1. **What was your expectation of the time you would have this evening (and this weekend) before it began? Why?**
2. **What is your rating of how you feel this evening actually went? Why?**

Now have each participant answer (both youth and adult)...

3. **My “high” for today was... Why?**
4. **My “low” for today was... Why?**

III. Family Time Discussion

(Choose from Options 1 or 2 on the following pages based on the energy level and needs of your group.)

IV. Closing Prayer

Have everyone (students and adults) sit comfortably in as much of a circle as possible. Go around the circle and have each participant tell about a time they lost something and why this lost thing was important to them (example: I lost a bracelet at camp and it was important because my grandma gave it to me, etc.) Encourage everyone to think of a different thing. Then ask for a volunteer to close in prayer or he/she can read the closing found below.

Lord Jesus, give us a good sleep this night. Watch over us and protect us and all whom we love. Send Your Holy Spirit then to revive us in the morning with expectations for a wonderful day. All this we pray in the name of Jesus. AMEN.

Friday Night Family Time Discussion

Option 1: A Quick Look Back At Our Evening

Our theme this weekend is “FOUND” based on Luke 15:6b, found in the verses surrounding, Luke 15:3-6.

Have all participants find the verses in their Bibles. Have a volunteer read it aloud:

“Then Jesus told them this parable: ‘Suppose one of you has a hundred sheep and loses one of them. Doesn’t he leave the ninety-nine in the open country and go after the lost sheep until he finds it? And when he finds it, he joyfully puts it on his shoulders and goes home. Then he calls his friends and neighbors together and says, ‘Rejoice with me; I have found my lost sheep.’” (NIV)

1. Have you ever been lost? What went through your mind when you were lost? What does it feel like when you find your way or you are found? (allow time for answers between each question, as needed)
2. Why does Jesus work so hard at not letting us be lost from Him? (Notice He searches until He finds the lost sheep!) When do people get lost from Jesus? What causes this? (allow time for answers between each question)
3. Notice what Jesus does when He finds His lost sheep. Does He drag or drive it home? What is His mood when He finds it? What does He do after He goes home? Do His mood and actions tell what He feels about the sheep? Explain.
4. Close in Prayer. (See suggestion on beginning of the Friday page of the Family Time guide.)

Option 2: Examining & Exploring Our Theme And The Events Of This Evening

Examining:

Our theme this weekend is “FOUND” based on Luke 15:6b, found in the verses surrounding, Luke 15:3-6.

Have all participants find the verses in their Bibles. Have a volunteer read it aloud:

“Then Jesus told them this parable: ‘Suppose one of you has a hundred sheep and loses one of them. Doesn’t he leave the ninety-nine in the open country and go after the lost sheep until he finds it? And when he finds it, he joyfully puts it on his shoulders and goes home. Then he calls his friends and neighbors together and says, ‘Rejoice with me; I have found my lost sheep.’” (NIV)

1. What was the favorite thing you heard this evening about the theme, about Jesus or about our faith?
2. Did you hear the theme used in the messages and supported by the songs in tonight’s Celebration? If so, what do you remember about what was said?
3. God wants us to know Him and to know we are known by Him. How is your relationship with God right now? What would make it better? Do you want to be closer to Jesus? Is it important to know Him more and more to become closer to Him? Explain.

Exploring:

Why doesn't Jesus keep us from getting lost? Is Jesus just playing with us at times, like we're His puppets? What do these verses and our theme verse say about Jesus' devotion to us no matter what?

Please read Ezekiel 34:11-16

1. Why does Ezekiel remind us that God is the "Finder" of His people, not vice versa? Notice how many times God says "I will..." What does God want us to be assured of?
2. Are there people God doesn't really care about? Does He leave alone the ones who push Him away? Explain.
3. What does God promise to do after He finds the lost sheep? When will this ultimately happen? Is God interested in your day-to-day lives? Explain.

Expressing:

Distribute a piece of paper and pen or pencil to each person.

How do you picture God? Everyone has their own ideas about what He is like and what He most likes to do. On the left side of your paper, list a couple of things that you believe are true of God and then on the opposite side of the page, briefly say why.

Truths about God

Why

Close in Prayer (See suggestion on beginning of the Friday page of the Family Time guide.)

SATURDAY NIGHT FAMILY TIME

I. Opening Prayer

Have a student or adult leader open with a prayer reflecting on the evening or they can read the following:

Good And Gracious Father, we thank You for this wonderful day. We thank You for old friends and new experiences. We thank You for deep thoughts and challenging teaching. We thank You for the songs of praise and worship we sang to glorify You and exalt You. Especially, we thank You for Your presence and the assurance of Your love. This we pray in the name of our Lord and Savior Jesus Christ. Amen.

II. Personal Reflections on the Day and “Highs” and “Lows” of the Day

On a scale of 1 to 10 (1 is low, 10 is high) ask the students:

1. **How would you rate your day today in terms of fun, interest and being with friends? Why?**
2. **How would you rate your day today in terms of faith building/strengthening and in being with God and other Christian young people? Why?**

Now have each participant answer (both youth and adult)

3. **My “high” for today was... Why?**
4. **My “low” for today was... Why?**

III. Family Time Discussion

(Choose from Options 1 or 2 on the following pages based on the energy level and needs of your group.)

IV. Closing Prayer

Have everyone (students and adults) sit comfortably in as much of a circle as possible and go around the circle and have each participant say what kind of a day they had by using a punctuation mark or symbol. (For example: if it was wildly fun they may say exclamation point; if it was filled with close friends and completed feelings they may say period; if they liked the music it might be a clef note; if they are filled with uncertainties it may be a question mark, etc.) Take a moment and let everyone first think of an answer and then go around the circle and let everyone have their say. Encourage everyone to participate. Then ask for a volunteer to say a closing prayer or he/she can read the closing found below.

Closing Prayer:

Father God, in sending to us Your Son, Jesus, we are assured of Your desire to bring us back into Your family. By His death and resurrection and our being connected to this through faith, we are adopted by You. May we live and rejoice always as Your children. All this we pray in the name of Jesus. AMEN.

Saturday Night Family Time Discussion

Option 1: A Quick Look Back At Our Evening

Our theme this weekend is “FOUND” based on Luke 15:6b, found in the verses surrounding, Luke 15:3-6.

Have all participants find the verses in their Bibles. Have a volunteer read it aloud:

“Then Jesus told them this parable: ‘Suppose one of you has a hundred sheep and loses one of them. Doesn’t he leave the ninety-nine in the open country and go after the lost sheep until he finds it? And when he finds it, he joyfully puts it on his shoulders and goes home. Then he calls his friends and neighbors together and says, ‘Rejoice with me; I have found my lost sheep.’” (NIV)

1. Do you think of Jesus now in the same way as you did before you arrived here for the weekend? Explain.
2. Why is it difficult for some people to believe in Jesus? Why do some people see Him first and foremost as an angry judge and punisher? What does our theme show Him to be first? Will you try to follow Jesus closer? Explain.
3. Close in Prayer. (See suggestion on beginning of the Saturday page of the Family Time guide.)

Option 2: Examining, Exploring & Expressing Our Theme And The Events Of Today

Examining:

Our theme this weekend is “FOUND” based on Luke 15:6b, found in the verses surrounding, Luke 15:3-6.

Have all participants find the verses in their Bibles. Have a volunteer read it aloud:

“Then Jesus told them this parable: ‘Suppose one of you has a hundred sheep and loses one of them. Doesn’t he leave the ninety-nine in the open country and go after the lost sheep until he finds it? And when he finds it, he joyfully puts it on his shoulders and goes home. Then he calls his friends and neighbors together and says, ‘Rejoice with me; I have found my lost sheep.’” (NIV)

1. Why is it difficult for some people to believe in Jesus? Why do some people see Him first and foremost as an angry judge and punisher? What does our theme show Him to be first? Will you try to follow Jesus closer? Explain.
2. Why does Jesus want to have a bigger part in your life? What are ways you can now let this happen? What will be hard about it?

Expressing:

Give everyone a pen or pencil and a sheet of blank paper. Have them make two vertical columns by drawing a line down the center.

Have a volunteer **read out loud John 10:11-15**

These verses tell us about the Good Shepherd, Jesus. In the left hand column, make a list of these things Jesus describes about who the Good Shepherd is and what He does. Then in the right hand column, list things you specifically want Jesus to do for you in your life now. Go around the group and give everyone a turn sharing what they wrote.

Close in Prayer (See suggestion on beginning of the Saturday page of the Family Time guide.)



ALPHA FAMILY TIME GUIDE

For Groups looking for a more in-depth study and discussion.



"Rejoice with me; I have found my lost sheep."

NOTES TO THE LEADER

Introduction to Family Time

This is an incredible time for students and adults alike. You're spending a few days at this Quake weekend where the Holy Spirit can touch lives, change hearts and comfort souls. God's Word takes center stage at our weekend together but God's Word is woven into all parts of our program and community time together. As the events of each day unfold, it will be evident that sometimes new conclusions are drawn and always timeless truths are solidified. To capture the remembrances and recollections of these events as well as drawing your group together for a close of day devotional time, this Family Time Guide is offered. May those in your family time be drawn closer to the person of Jesus.

Text Designations:

Plain text (text not in bold type nor in capital letters nor italicized) indicates instruction for you as the leader. These instructions will include transitional ideas to help you facilitate discussion or provide background information. These sections using plain text are mostly for your benefit as the leader and do not necessarily need to be shared with the group at large, unless you deem it appropriate.

Bold text indicates Scripture passages and information that should be shared with the group. When explaining background information or making transitions from one section to the next, feel free either to use your own words or to read the text as it is written.

Italicized & Bold text indicates where a prayer, a verse or a litany may be read by the leader or another participant.

Goals for this study:

- To touch base together and share one another's experiences and thoughts of the day.
- To examine, express & explore how God's presence, power & promise have been around since the beginning of time and He still offers them to His people.
- To be assured God's plan of redeeming us by Jesus' love through His sacrifice, death & resurrection does indeed offer salvation & restoration to all who believe.
- To see, rejoice in & enjoy the fellowship of believers around us in our family group.

Preparation:

Supplies:

- Bibles (both nights)
- If using Option 2, a pen/pencil and a piece of paper for everyone (for both Friday and Saturday nights)

Assign volunteers to read the following verses:

- Luke 15:3-6 (Friday and Saturday nights – both options)
- If using Option 2:
 - Friday night –
 - Ezekiel 34:11-16
 - Psalm 95:3-7
 - Saturday night –
 - Isaiah 53:6-9
 - John 10:11-15

FRIDAY NIGHT FAMILY TIME

I. Opening Prayer

Have a student or adult leader open with a prayer reflecting on the evening or they can read the following:

Lord God Almighty, Your chief work is showing Your mercy to Us, Your children, through Your love. May we believe in and receive this love with joy and assurance. Help us to love You and one another in return. All this we pray in Jesus' name. Amen.

II. Personal Reflections on the Day and “Highs” and “Lows” of the Day

On a scale of 1 to 10 (1 is low, 10 is high) ask the students:

- 1. What was your expectation of the time you would have this evening (and this weekend) before it began? Why?**
- 2. What is your rating of how you feel this evening actually went? Why?**

Now have each participant answer (both youth and adult)...

- 3. My “high” for today was... Why?**
- 4. My “low” for today was... Why?**

III. Family Time Discussion

(Choose from Options 1 or 2 on the following pages based on the energy level and needs of your group.)

IV. Closing Prayer

Have everyone (students and adults) sit comfortably in as much of a circle as possible. Go around the circle and have each participant tell about a time they lost something and why this lost thing was important to them (example: I lost a bracelet at camp and it was important because my grandma gave it to me, etc.) Encourage everyone to think of a different thing. Then ask for a volunteer to close in prayer or he/she can read the closing found below.

Lord Jesus, give us a good sleep this night. Watch over us and protect us and all whom we love. Send Your Holy Spirit then to revive us in the morning with expectations for a wonderful day. All this we pray in the name of Jesus. AMEN.

Friday Night Family Time Discussion

Option 1: A Quick Look Back At Our Evening

Our theme this weekend is “FOUND” based on Luke 15:6b, found in the verses surrounding, Luke 15:3-6.

Have all participants find the verses in their Bibles. Have a volunteer read it aloud:

“Then Jesus told them this parable: ‘Suppose one of you has a hundred sheep and loses one of them. Doesn’t he leave the ninety-nine in the open country and go after the lost sheep until he finds it? And when he finds it, he joyfully puts it on his shoulders and goes home. Then he calls his friends and neighbors together and says, ‘Rejoice with me; I have found my lost sheep.’” (NIV)

1. Have you ever been lost? What went through your mind when you were lost? What does it feel like when you find your way or you are found? (allow time for answers between each question, as needed)
2. Why does Jesus work so hard at not letting us be lost from Him? (Notice He searches until He finds the lost sheep!) When do people get lost from Jesus? What causes this? (allow time for answers between each question)
3. Notice what Jesus does when He finds His lost sheep. Does He drag or drive it home? What is His mood when He finds it? What does He do after He goes home? Do His mood and actions tell what He feels about the sheep? Explain.
4. Close in Prayer. (See suggestion on beginning of the Friday page of the Family Time guide.)

Option 2: Examining & Exploring Our Theme And The Events Of This Evening

Examining:

Our theme this weekend is “FOUND” based on Luke 15:6b, found in the verses surrounding, Luke 15:3-6.

Have all participants find the verses in their Bibles. Have a volunteer read it aloud:

“Then Jesus told them this parable: ‘Suppose one of you has a hundred sheep and loses one of them. Doesn’t he leave the ninety-nine in the open country and go after the lost sheep until he finds it? And when he finds it, he joyfully puts it on his shoulders and goes home. Then he calls his friends and neighbors together and says, ‘Rejoice with me; I have found my lost sheep.’” (NIV)

1. What was the favorite thing you heard this evening about the theme, about Jesus or about our faith?
2. Did you hear the theme used in the messages and supported by the songs in tonight’s Celebration? If so, what do you remember about what was said?
3. God wants us to know Him and to know we are known by Him. How is your relationship with God right now? What would make it better? Do you want to be closer to Jesus? Is it important to know Him more and more to become closer to Him? Explain.

Exploring:

Distribute a piece of paper and a pen or pencil to everyone.

There are many ways to be lost: physically, emotionally, socially, spiritually, etc. When people are lost they aren't really living, they are just existing. Joy is not part of their lives. List three ways people get lost and do not have the power to control or overcome their "lost-ness" on their own:

1. _____
2. _____
3. _____

Why doesn't Jesus keep us from getting lost? Is Jesus just playing with us at times, like we're His puppets? What do the verses that we just heard and our theme verse say about Jesus' devotion to us no matter what?

Please read Ezekiel 34:11-16

1. Why does Ezekiel remind us that God is the "Finder" of His people not vice versa? Notice how many times God says "I will..." What does God want us to be assured of?
2. Are there people God doesn't really care about? Does He leave alone the ones who push Him away? Explain.
3. What does God promise to do after He finds the lost sheep? When will this ultimately happen? Is God interested in your day-to-day lives? Explain.
4. Why is it hard for us to think Jesus' love and His promise and His forgiveness are true for each of us all of the time? If He gave you His best in dying, can you trust that He can and will take care of the rest of your life? Explain.

Expressing:

Have someone Read Out Loud Psalms 95:3-7

The Psalmist describes our Creator God wonderfully in these verses. Tell what each verse says about God or about what God does.

<u>Verse</u>	<u>What about God</u>
3	_____
4	_____ & _____
5	_____ & _____
6	_____
7	_____

Close in Prayer (See suggestion on beginning of the Friday page of the Family Time guide.)

SATURDAY NIGHT FAMILY TIME

I. Opening Prayer

Have a student or adult leader open with a prayer reflecting on the evening or they can read the following:

Good And Gracious Father, we thank You for this wonderful day. We thank You for old friends and new experiences. We thank You for deep thoughts and challenging teaching. We thank You for the songs of praise and worship we sang to glorify You and exalt You. Especially, we thank You for Your presence and the assurance of Your love. This we pray in the name of our Lord and Savior Jesus Christ. Amen.

II. Personal Reflections on the Day and “Highs” and “Lows” of the Day

On a scale of 1 to 10 (1 is low, 10 is high) ask the students:

1. How would you rate your day today in terms of fun, interest and being with friends? Why?
2. How would you rate your day today in terms of faith building/strengthening and in being with God and other Christian young people? Why?

Now have each participant answer (both youth and adult)...

1. My “high” for today was... Why?
2. My “low” for today was... Why?

III. Family Time Discussion

(Choose from Options 1 or 2 on the following pages based on the energy level and need of your group.)

IV. Closing Prayer

Have everyone (students and adults) sit comfortably in as much of a circle as possible and go around the circle and have each participant say what kind of a day they had by using a punctuation mark or symbol. (For example: if it was wildly fun they may say exclamation point; if it was filled with close friends and completed feelings they may say period; if they liked the music it might be a clef note; if they are filled with uncertainties it may be a question mark, etc.) Take a moment and let everyone first think of an answer and then go around the circle and let everyone have their say. Encourage everyone to participate. Then ask for a volunteer to say a closing prayer or he/she can read the closing found below.

Closing Prayer:

Father God, in sending to us Your Son, Jesus, we are assured of Your desire to bring us back into Your family. By His death and resurrection and our being connected to this through faith, we are adopted by You. May we live and rejoice always as Your children. All this we pray in the name of Jesus. AMEN.

Saturday Night Family Time Discussion

Option 1: A Quick Look Back At Our Evening

Our theme this weekend is “FOUND” based on Luke 15:6b, found in the verses surrounding, Luke 15:3-6.

Have all participants find the verses in their Bibles. Have a volunteer read it aloud:

“Then Jesus told them this parable: ‘Suppose one of you has a hundred sheep and loses one of them. Doesn’t he leave the ninety-nine in the open country and go after the lost sheep until he finds it? And when he finds it, he joyfully puts it on his shoulders and goes home. Then he calls his friends and neighbors together and says, ‘Rejoice with me; I have found my lost sheep.’” (NIV)

1. Do you think of Jesus now in the same way as you did before you arrived here for the weekend? Explain.
2. Why is it difficult for some people to believe in Jesus? Why do some people see Him first and foremost as an angry judge and punisher? What does our theme show Him to be first? Will you try to follow Jesus closer? Explain.
3. Close in Prayer. (See suggestion on beginning of the Saturday page of the Family Time guide.)

Option 2: Examining, Exploring & Expressing Our Theme And The Events Of Today

Examining:

Our theme this weekend is “FOUND” based on Luke 15:6b, found in the verses surrounding, Luke 15:3-6.

Have all participants find the verses in their Bibles. Have a volunteer read it aloud:

“Then Jesus told them this parable: ‘Suppose one of you has a hundred sheep and loses one of them. Doesn’t he leave the ninety-nine in the open country and go after the lost sheep until he finds it? And when he finds it, he joyfully puts it on his shoulders and goes home. Then he calls his friends and neighbors together and says, ‘Rejoice with me; I have found my lost sheep.’” (NIV)

1. Why is it difficult for some people to believe in Jesus? Why do some people see Him first and foremost as an angry judge and punisher? What does our theme show Him to be first? Will you try to follow Jesus closer? Explain.
2. Why does Jesus want to have a bigger part in your life? What are ways you can now let this happen? What will be hard about it?

Exploring:

Have someone **read out loud** Isaiah 53:6-9

1. **Some Bible scholars say Isaiah wrote his prophecy 700 years before Jesus was born. Notice how Jesus fulfilled all of these verses so long after they were written! What does this say about God's plan and Jesus' part in it?**
2. **Have any of us stayed sinless? Does that mean Jesus died for all? What about those who don't believe in Him? Why did Jesus die for everyone?**
3. **Was Jesus sinless according to Isaiah? (Verse 9) Jesus is God. Why did God have to take on human form in order to die for us? God invested a lot in us!**

Expressing:

Give everyone a pen or pencil and a sheet of blank paper. Have them make two vertical columns by drawing a line down the center.

Have a volunteer **read out loud** John 10:11-15.

These verses tell us about the Good Shepherd, Jesus. In the left hand column, make a list of these things Jesus describes about who the Good Shepherd is and what He does. Then in the right hand column, list things you specifically want Jesus to do for you in your life now. Go around the group and give everyone a turn sharing what they wrote.

Close in Prayer (See suggestion on beginning of the Saturday page of the Family Time guide.)



SUNDAY MORNING FAMILY TIME: REFLECTION & WRAP UP



"Rejoice with me; I have found my lost sheep."

REFLECTION & WRAP UP

EVENT ATTENDED: _____

DATE: _____

We hope this Quake has been a great weekend for you and your group to grow closer to God and one another in faith and fun times. As we strive to create a community that lifts up and encourages one another, we invite you to share this time with your group to reflect on the overall experience of the weekend, and share your thoughts, feelings, and insights. We encourage you to fill out this form with some of the highlights of your group's conversation, and place it on our Quake info table. This section is designed to be a tear out part of the Leader's Guide so you can easily turn in your feedback.

Friday Night:

What were your thoughts as you were arriving at Quake? Had your group discussed the theme prior to this weekend? Invite your group to think about what stood out for them Friday evening. Encourage them to share their thoughts with the rest of the group. By the end of the evening, how prepared did everyone feel for the rest of the weekend?

Saturday Morning:

What were the best workshops that people went to? Why? If applicable, did the midday devotion (or afternoon wrap up in Virginia Beach) have relevance for your group? What was the most memorable part of the day?

Saturday Night:

How well did the speaker draw out the theme of *FOUND*? Did the music from the weekend engage your group and help them to feel connected to God, the community here, one another? Were the late night activities a good chance to connect with people from other groups? Did the materials from evening Family Times help you to process the experiences of the day?

Overall Weekend:

What was the best experience from Quake? What will you remember most? Do you feel more equipped to speak about whom God is and the promise that God has for us? In what ways? What will you tell people back home about this weekend?

Additional Feedback:

If your group had comments that related to our staff, the hotel, or specific program pieces from the weekend, please feel free to share that information below.

As a reminder for you and your group, if anyone would like to fill out an individual evaluation of the weekend, our online survey can be found at [QuakeEvents.com/survey](https://quakeevents.com/survey).

Thank you for helping to guide our ministry to better
serve groups in the future!